

**WE PAY THE
TARIFFS**

TRADE TRENDS ON IMPORTS INTO PENNSYLVANIA

DECEMBER 2025

TARIFFS PAID ON IMPORTS INTO PA

Pennsylvania companies paid

\$5.7 billion

in tariffs on imports into PA in the year ending in August 2025, compared to **\$2.1 billion** in the year ending in August 2024. Large tariff increases came despite imports growing just **16%**.

August 2024

2.2%

average tariff rate on imports into PA

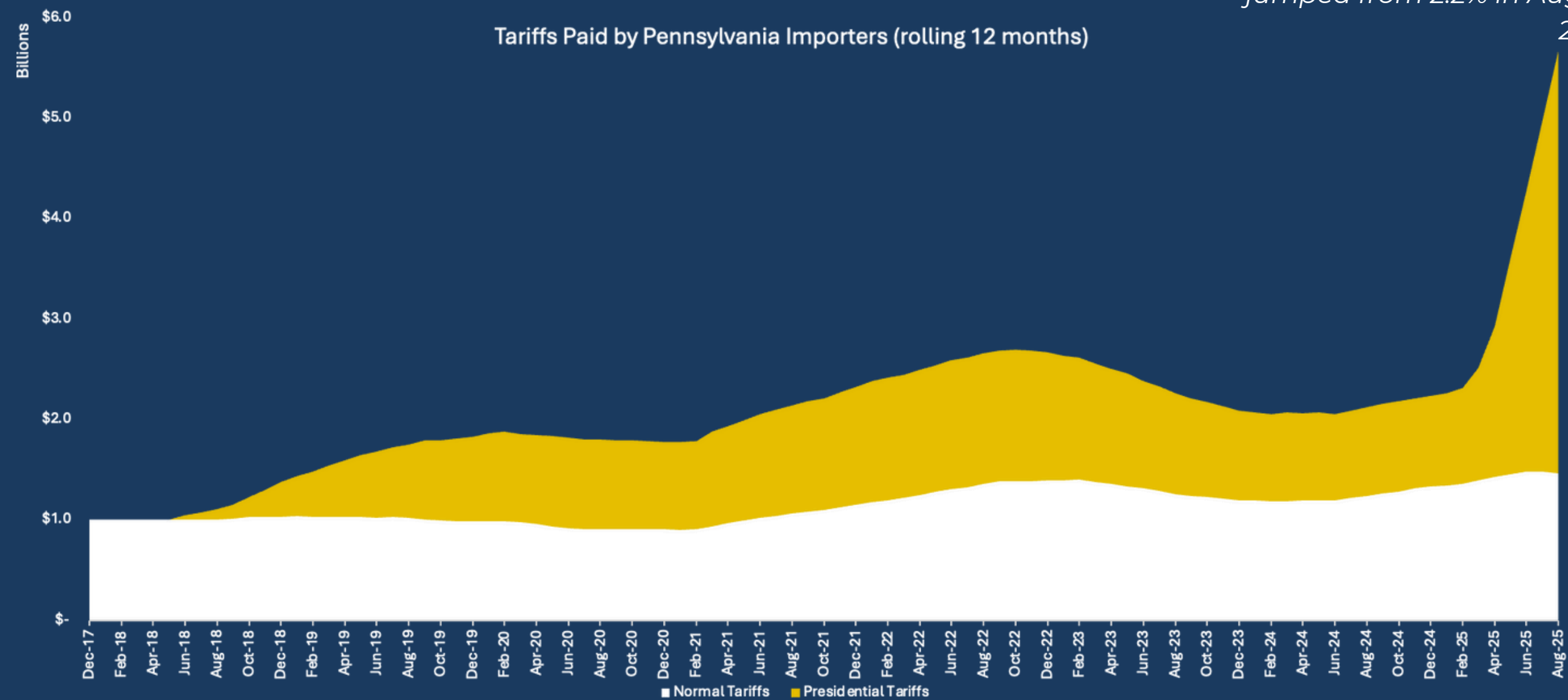
➔

August 2025

10.4%

average tariff rate on imports into PA

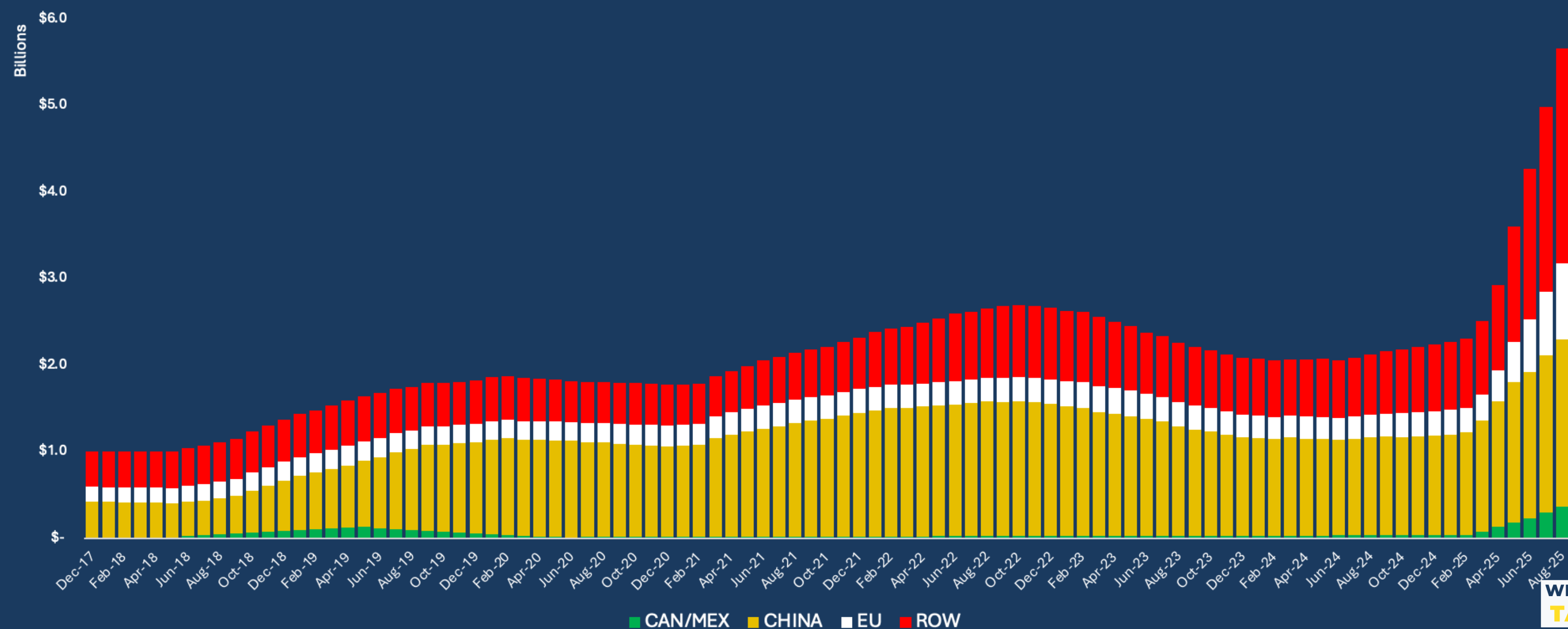
The average tariff rate on imports into Pennsylvania jumped from 2.2% in August 2024 to 10.4% in August 2025.



TARIFFS PAID ON IMPORTS INTO PA

New tariffs are not about reducing reliance on China. Pennsylvania companies have seen large tariff increases on imports from key allies such as Canada, Mexico, and the EU. In fact, tariff hikes on “everyone else” are driving cost spikes for Pennsylvania businesses even more than new tariffs on China.

Tariffs Paid by PA Importers by Country (rolling 12 months)





**WE PAY THE
TARIFFS**

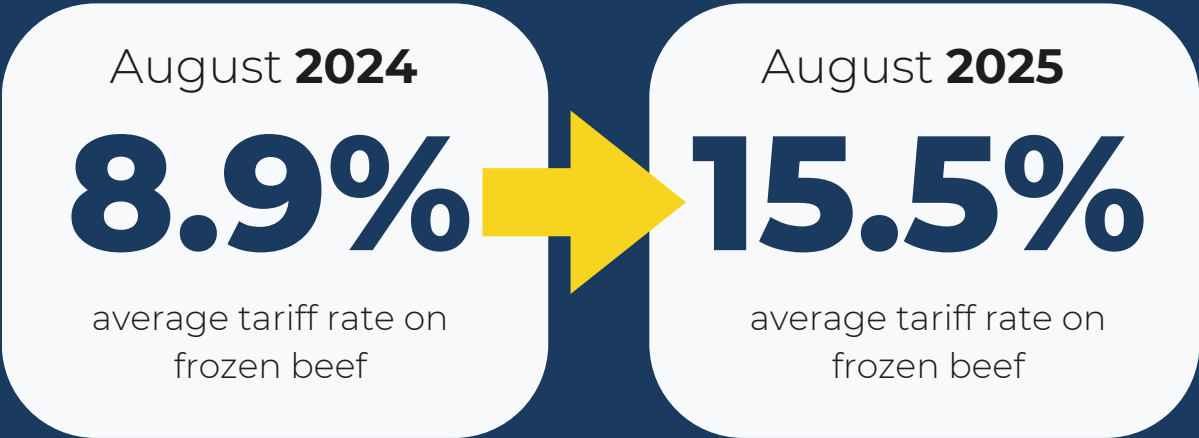
KEY PENNSYLVANIA IMPORTS FACING SURGING TARIFF COSTS

FROZEN BEEF

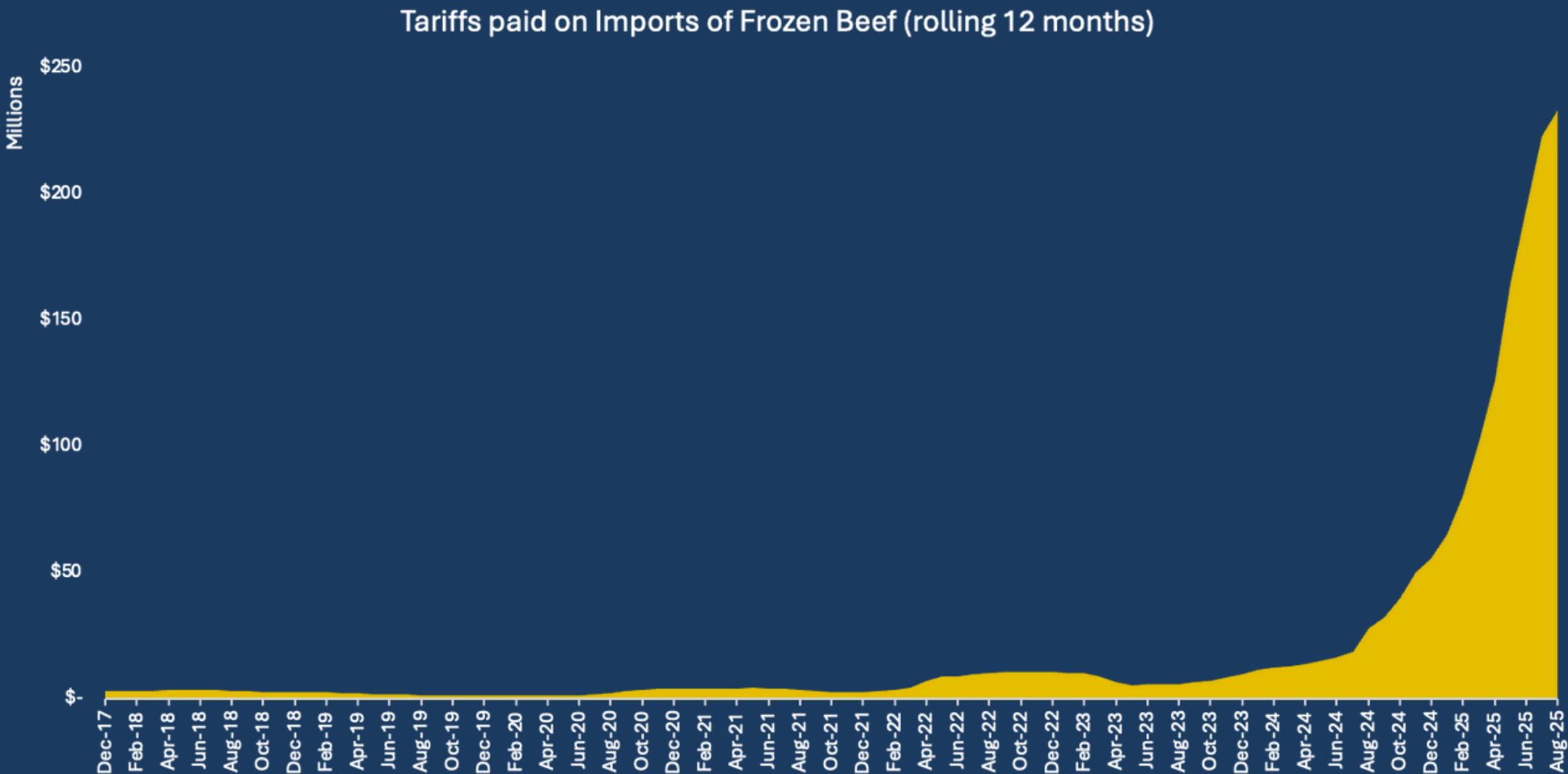
Pennsylvania companies paid

\$233 million

in tariffs on these imports in the year ending in August 2025, compared to **\$28 million** in the year ending in August 2024. This is over a **700%** increase in tariffs.



The average tariff rate on frozen beef jumped from 8.9% in August 2024 to 15.5% in August 2025



**WE PAY THE
TARIFFS**

CARS & VEHICLES

Pennsylvania companies paid

\$573 million

in tariffs on these imports in the year ending in August 2025, compared to **\$4.8 million** in the year ending in August 2024. Large tariff increases came despite imports declining by **12%**.

August **2024**

0.1%

average tariff rate on
autos

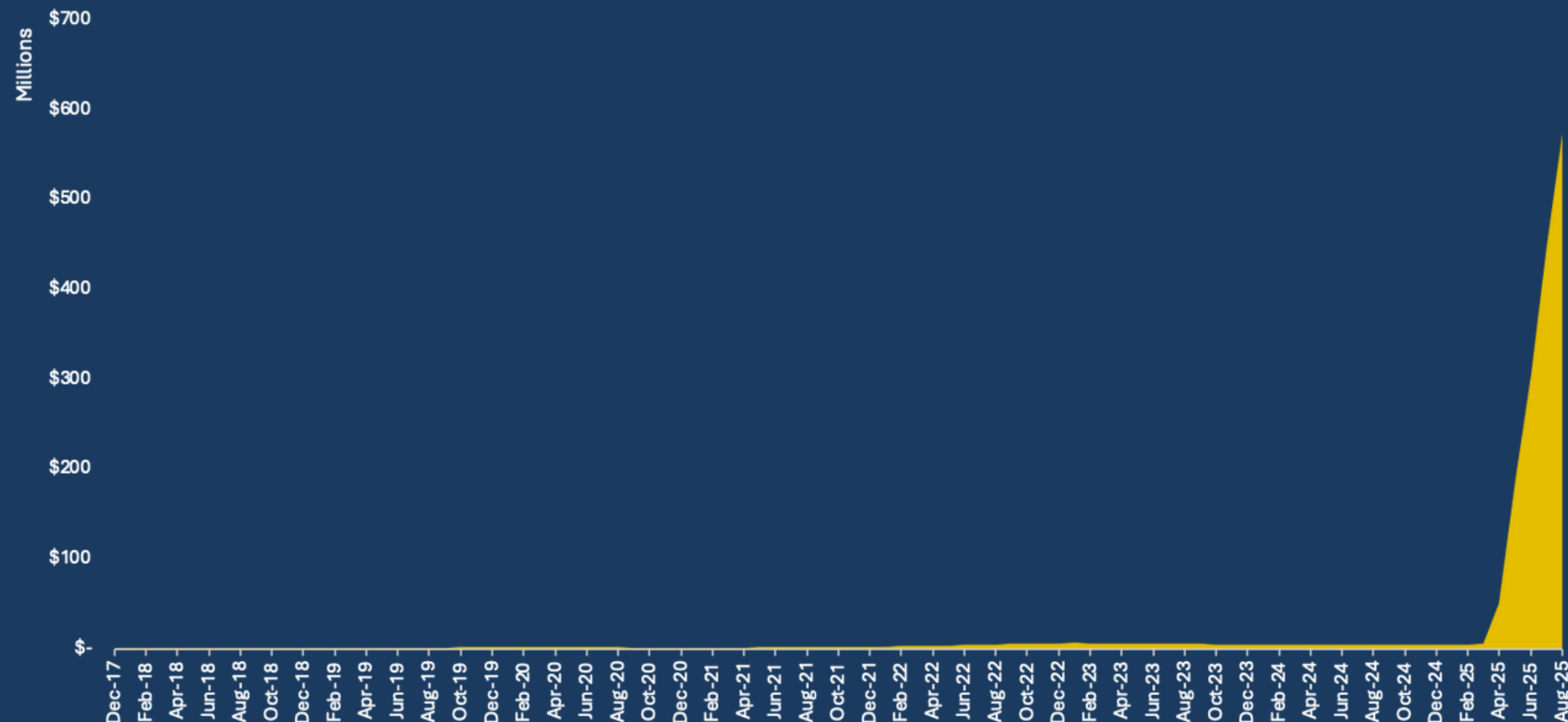
August **2025**

24.4%

average tariff rate on
autos

The average tariff rate on autos jumped from 0.1% in August 2024 to 24.4% in August 2025.

Tariffs paid on Imports of Cars & Vehicles (rolling 12 months)



MEDICAL DEVICES

Pennsylvania companies paid

\$239 million

in tariffs on these imports in the year ending in August 2025, compared to **\$66 million** in the year ending in August 2024. Large tariff increases came despite imports growing just **6%**.

August **2024**

1.6%

average tariff rate on
medical devices

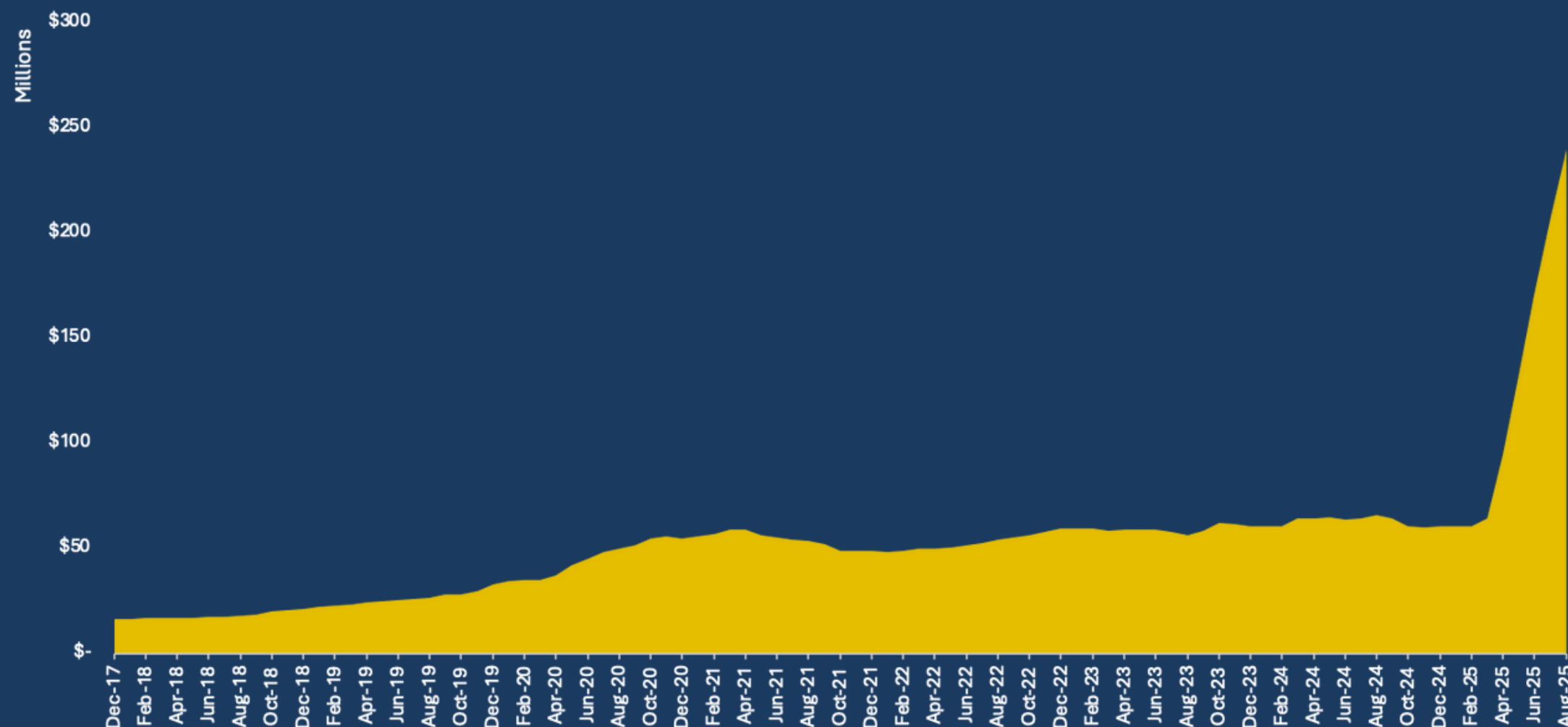
August **2025**

13.7%

average tariff rate on
medical devices

The average tariff rate on medical devices jumped from 1.6% in August 2024 to 13.7% in August 2025.

Tariffs paid on Imports of Medical Devices (rolling 12 months)



**WE PAY THE
TARIFFS**

HOME BUILDING MATERIALS

Pennsylvania companies paid

\$263 million

in tariffs on these imports in the year ending in August 2025, compared to **\$118 million** in the year ending in August 2024. Large tariff increases came despite imports declining by 4%.

August 2024

3.7%

average tariff rate on home building materials


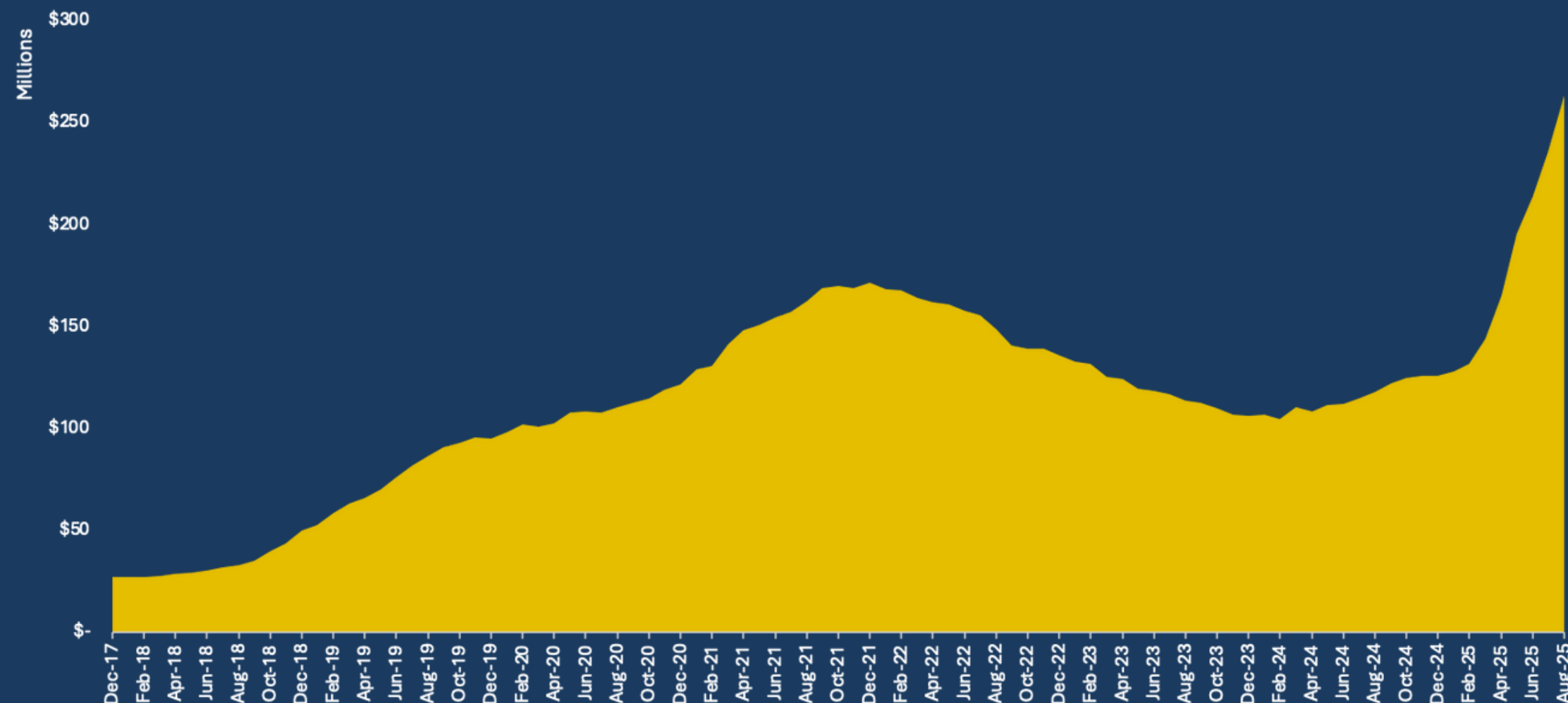
August 2025

15.9%

average tariff rate on home building materials

The average tariff rate on home building materials jumped from 3.7% in August 2024 to 15.9% in August 2025.

Tariffs paid on Imports of Home Building Materials (rolling 12 months)



**WE PAY THE
TARIFFS**



NATIONAL HOLIDAY ITEMS FACING SURGING TARIFF COST

CHRISTMAS DECORATIONS

American companies paid

\$409 million

in tariffs on these imports in the year ending in August 2025, compared to **\$26 million** in the year ending in August 2024. Large tariff increases came despite imports growing just **3%**.

August **2024**

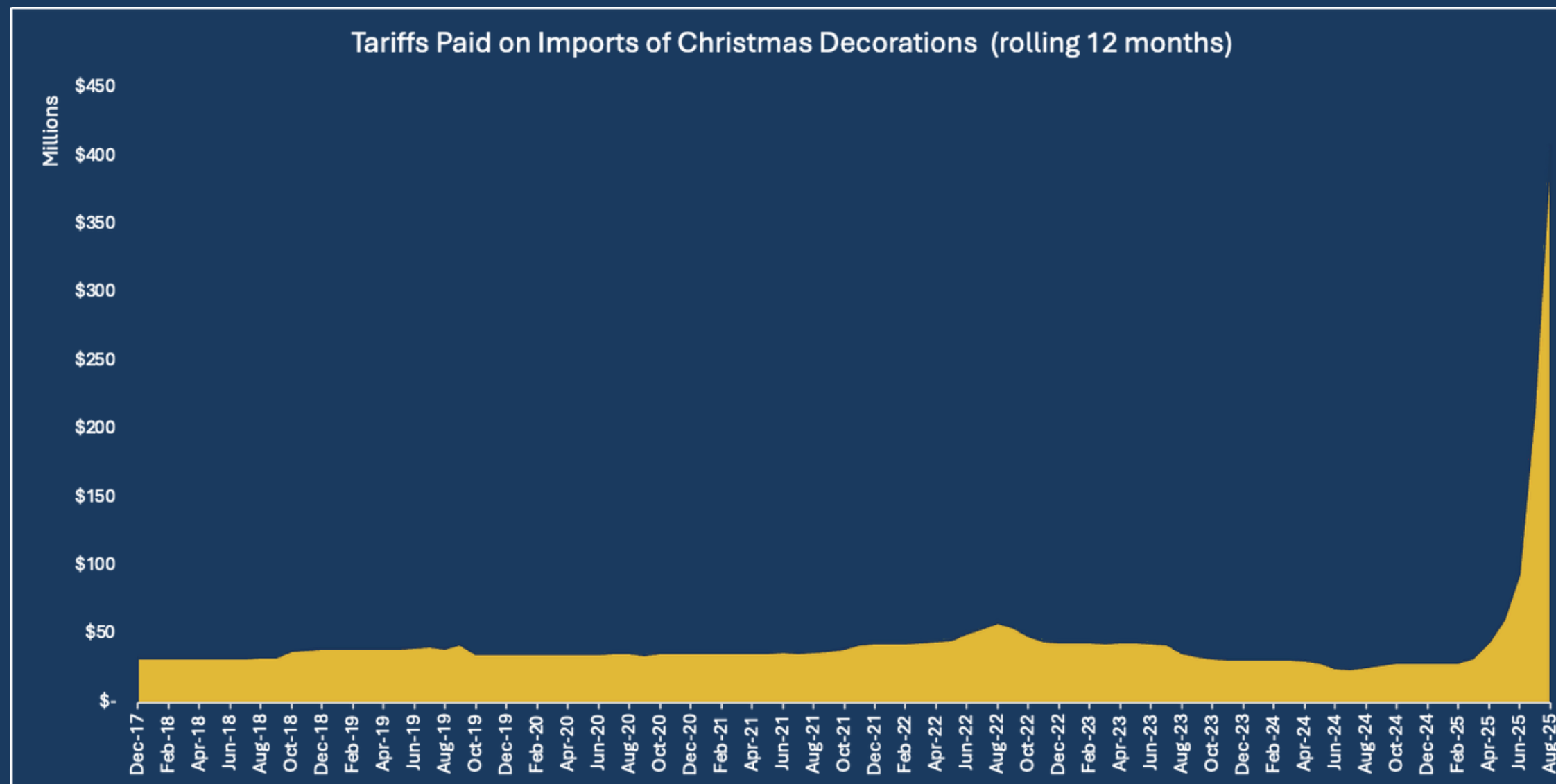
0.8%

average tariff rate on
Christmas decorations

August **2025**

23.3%

average tariff rate on
Christmas decorations



The average tariff rate on Christmas decorations jumped from 0.8% in August 2024 to 23.3% in August 2025.



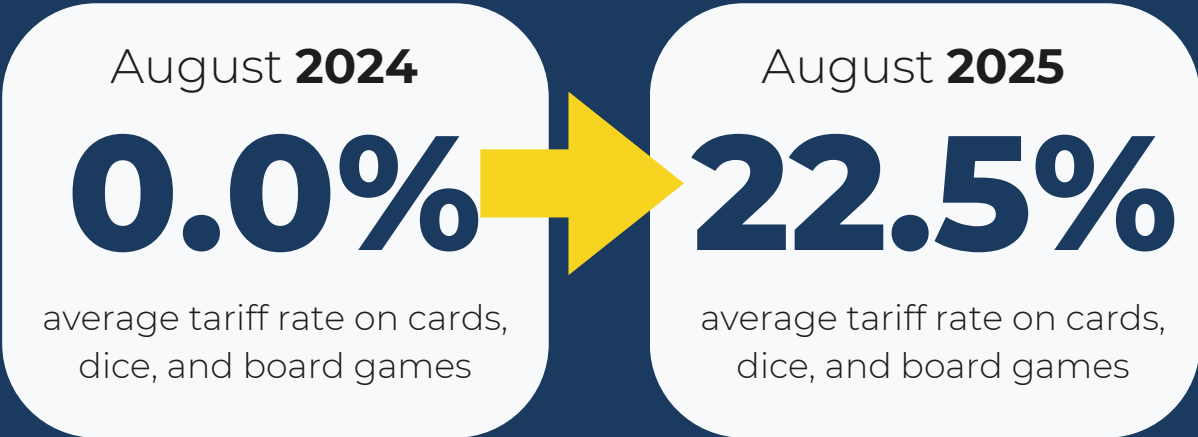
WE PAY THE
TARIFFS

PLAYING CARDS, DICE & BOARD GAMES

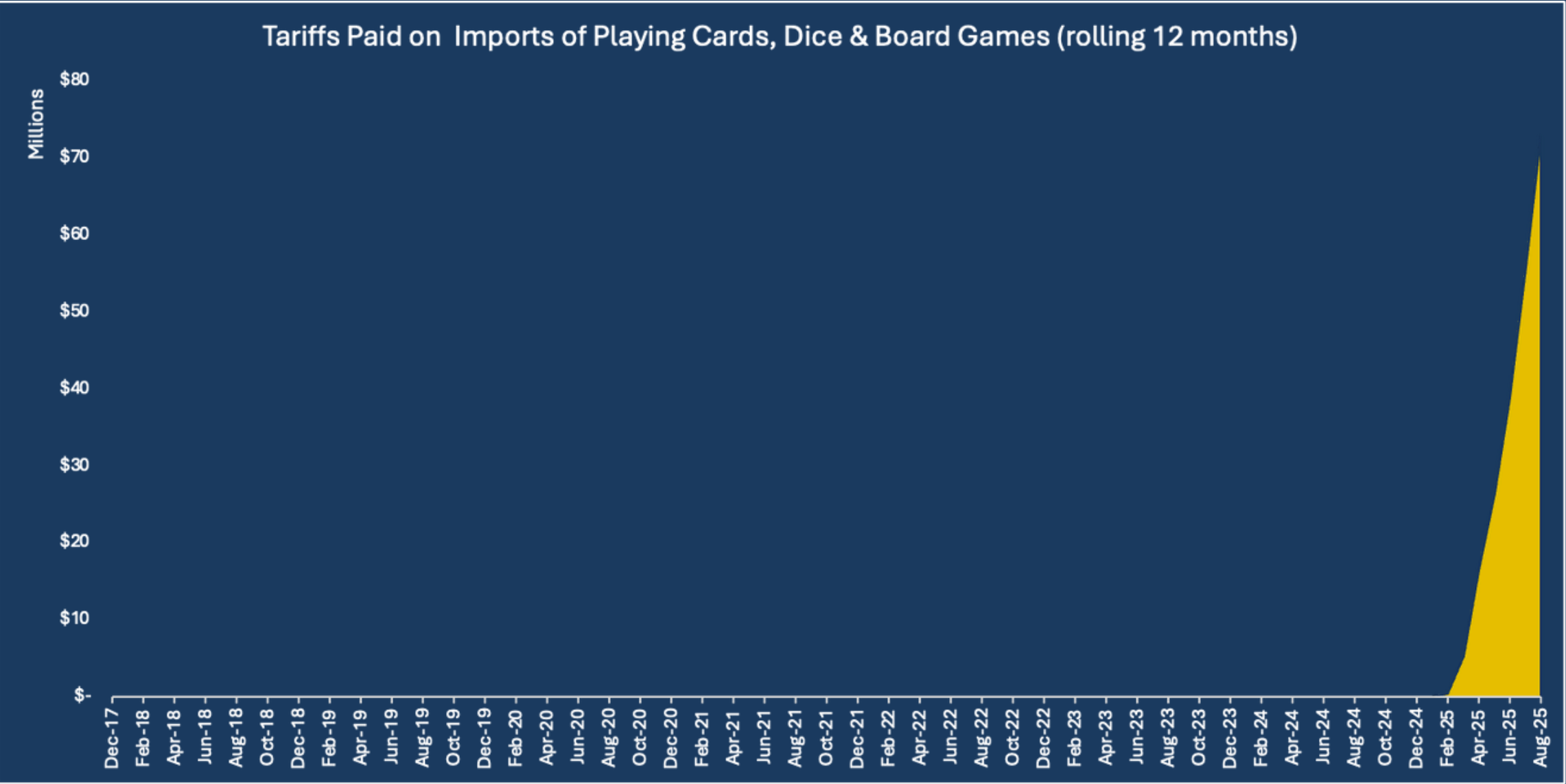
American companies paid

\$73 million

million in tariffs on these imports in the year ending in August 2025, compared to **\$0** in the year ending in August 2024. Large tariff increases came despite imports growing just **5%**.



The average tariff rate on cards, dice, and board games jumped from 0.0% in August 2024 to 22.5% in August 2025.

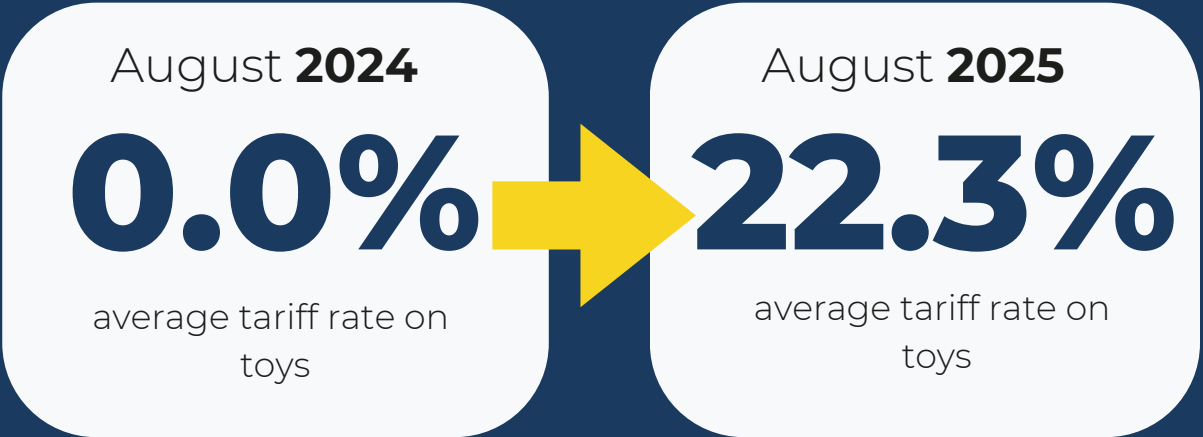
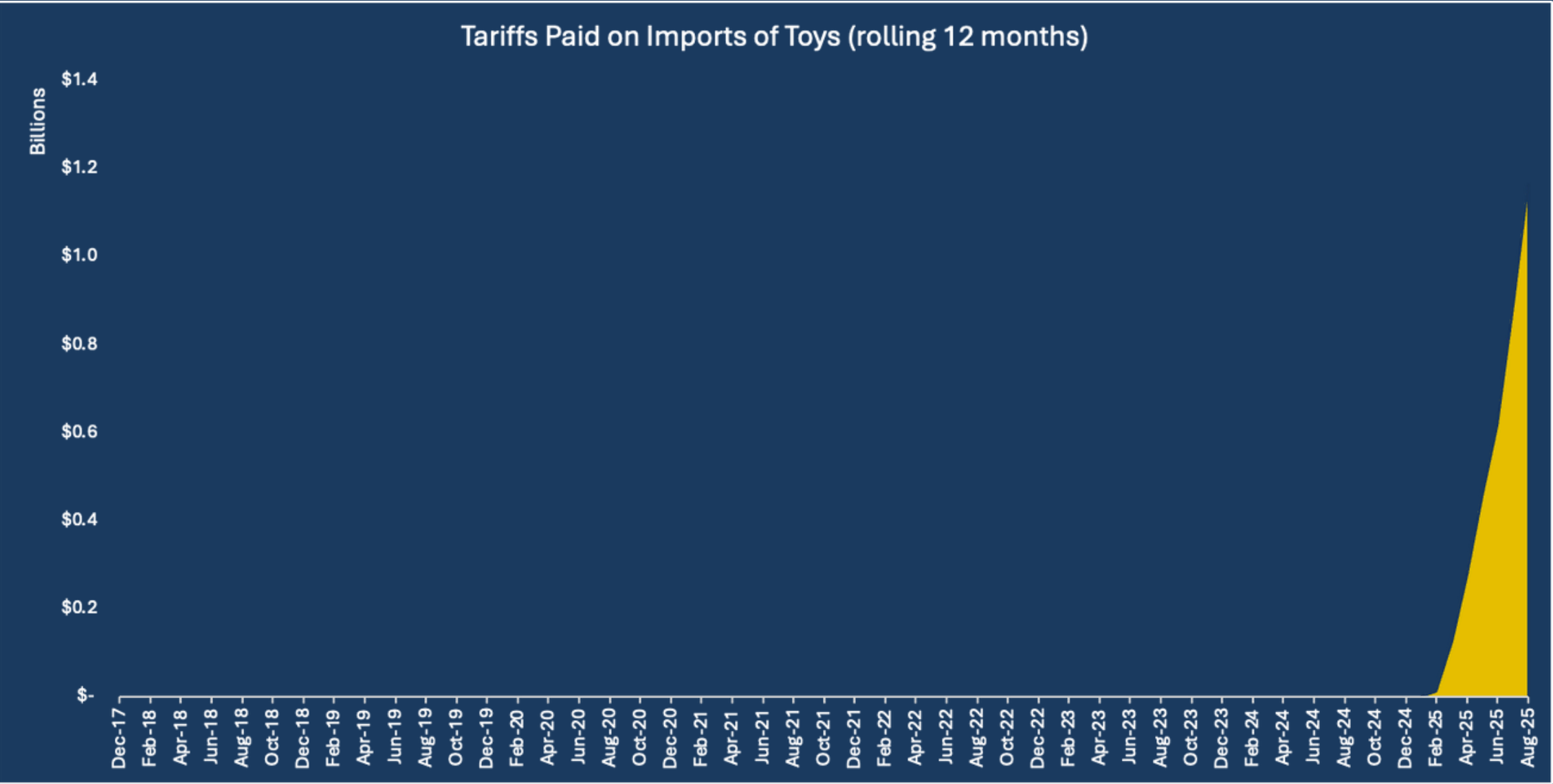


TOYS

American companies paid

\$1.2 billion

in tariffs these on in the year ending in August 2025, compared to **\$0** in the year ending in August 2024. Large tariff increases came despite imports growing just **0.1%**.



The average tariff rate on toys jumped from 0.0% in August 2024 to 22.3% in August 2025.



MUSICAL INSTRUMENTS

American companies paid

\$157 million

in tariffs on these imports in the year ending in August 2025, compared to **\$84 million** in the year ending in August 2024. Large tariff increases came despite imports declining **1%**.

August **2024**

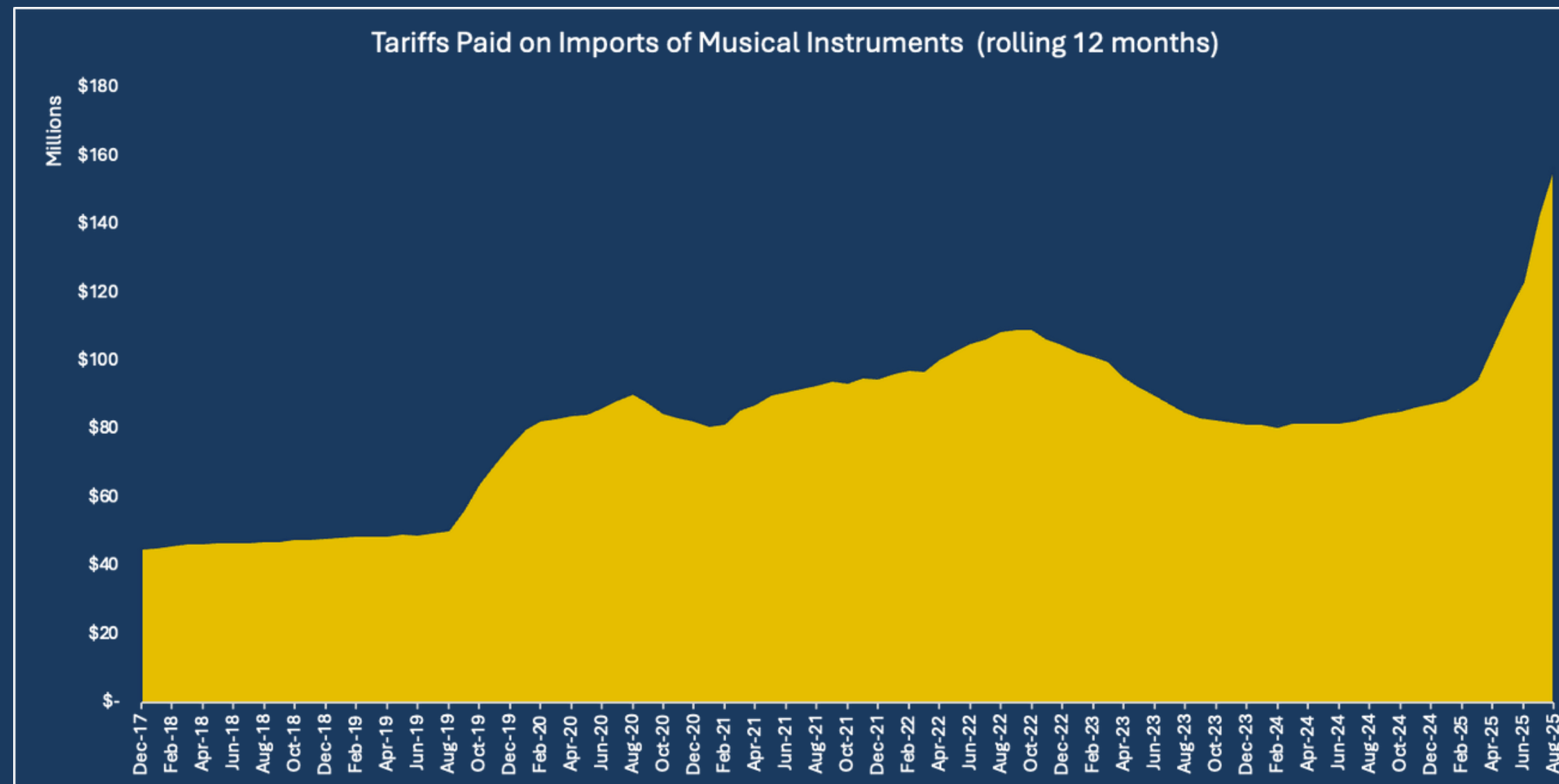
6.0%

average tariff rate on
musical Instruments

August **2025**

20.8%

average tariff rate on
musical Instruments



The average tariff rate on musical instruments jumped from 6.0% in August 2024 to 20.8% in August 2025.



**WE PAY THE
TARIFFS**

SPEAKERS & HEADPHONES

American companies paid

\$773 million

in tariffs on these imports in the year ending in August 2025, compared to **\$164 million** in the year ending in August 2024. Large tariff increases came despite imports growing just **1%**.

August **2024**

1.6%

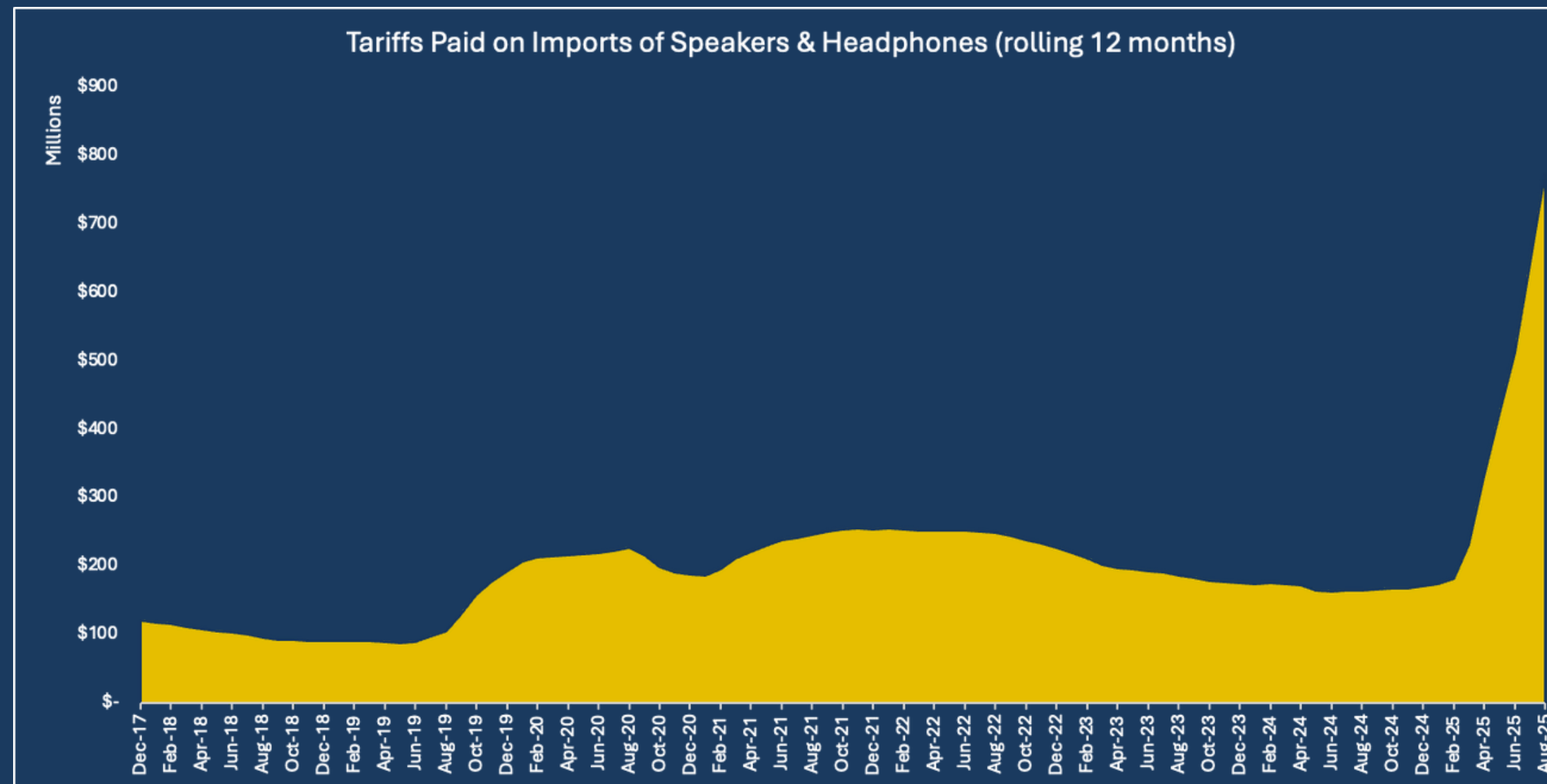
average tariff rate on
speakers and headphones

August **2025**

15.6%

average tariff rate on
speakers and headphones

The average tariff rate on speakers and headphones jumped from 1.6% in August 2024 to 15.6% in August 2025.



**WE PAY THE
TARIFFS**

VIDEO GAME CONSOLES

American companies paid

\$325 million

in tariffs on these imports in the year ending in August 2025, compared to **\$0** in the year ending in August 2024. Large tariff increases came despite imports growing just **10%**.

August **2024**

0.0%

average tariff rate on video game consoles

August **2025**

15.2%

average tariff rate on video game consoles



The average tariff rate on video game consoles jumped from 0.0% in August 2024 to 15.2% in August 2025.



**WE PAY THE
TARIFFS**

WINE & SPIRITS

American companies paid

\$423 million

in tariffs on these imports in the year ending in August 2025, compared to **\$83 million** in the year ending in August 2024. Large tariff increases came despite imports declining **3%**.

August **2024**

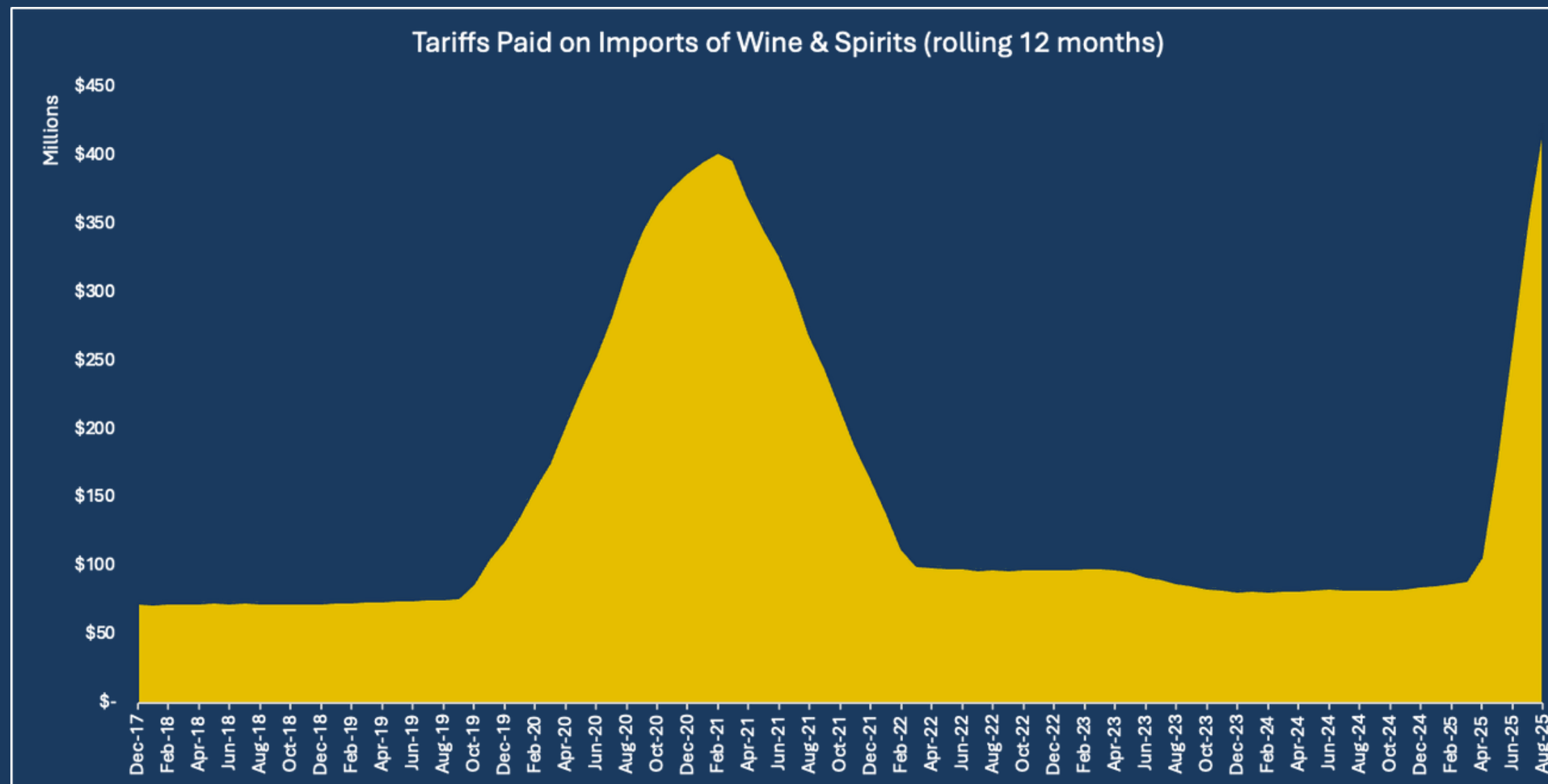
0.4%

average tariff rate on wine & spirits

August **2025**

7.6%

average tariff rate on wine & spirits



The average tariff rate on wine and spirits jumped from 0.4% in August 2024 to 7.6% in August 2025.



PET PRODUCTS

American companies paid

\$124 million

in tariffs on these imports in the year ending in August 2025, compared to **\$53 million** in the year ending in August 2024. Large tariff increases came despite imports declining **2%**.

August **2024**

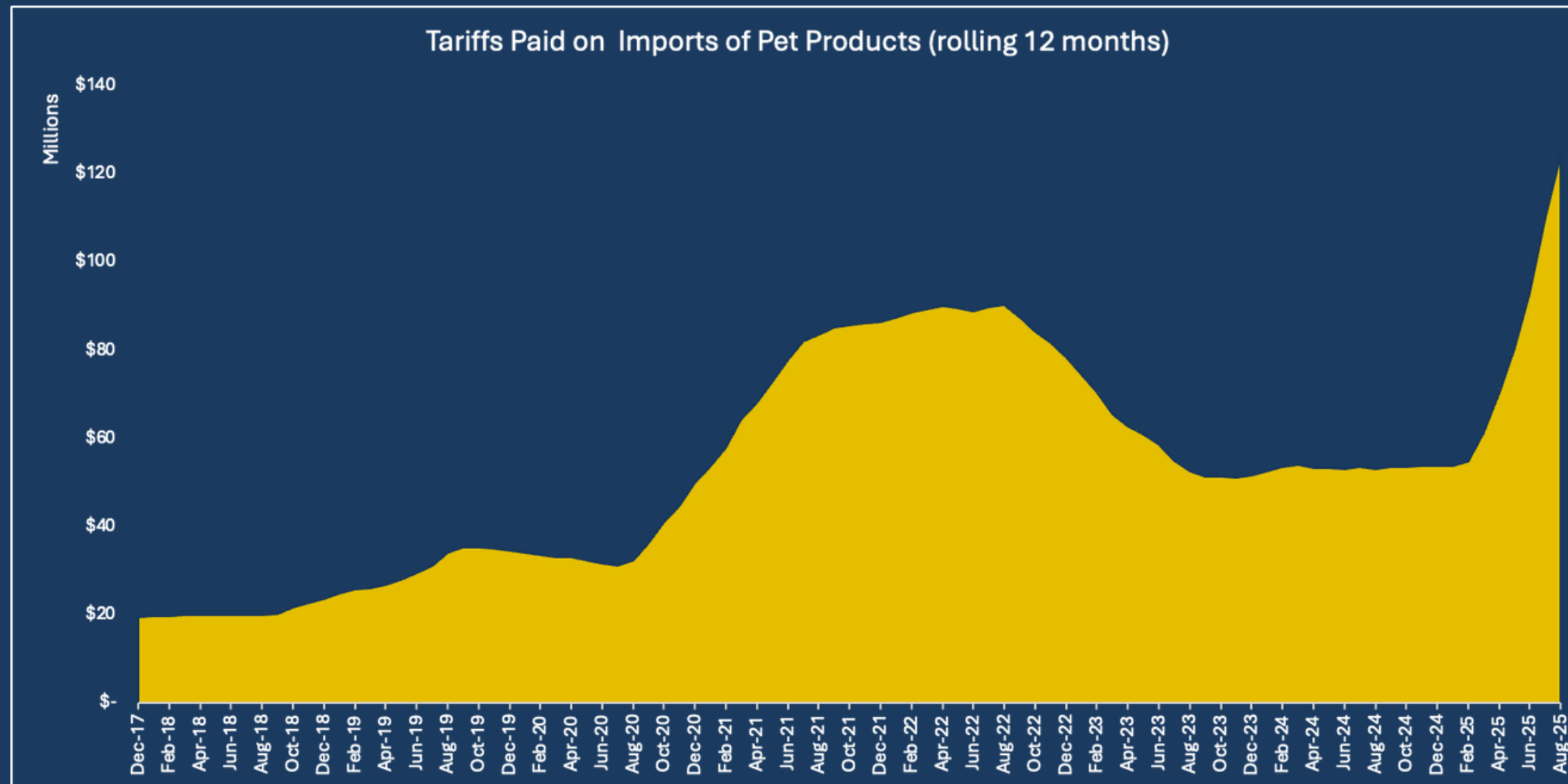
5.3%

average tariff rate on pet products

August **2025**

28.5%

average tariff rate on pet products



The average tariff rate on pet products jumped from 5.3% in August 2024 to 28.5% in August 2025.



APPAREL

American companies paid

\$16 billion

in tariffs on these imports in the year ending in August 2025, compared to **\$11 billion** in the year ending in August 2024. Large tariff increases came despite imports growing just **7%**.

August **2024**

15.0%

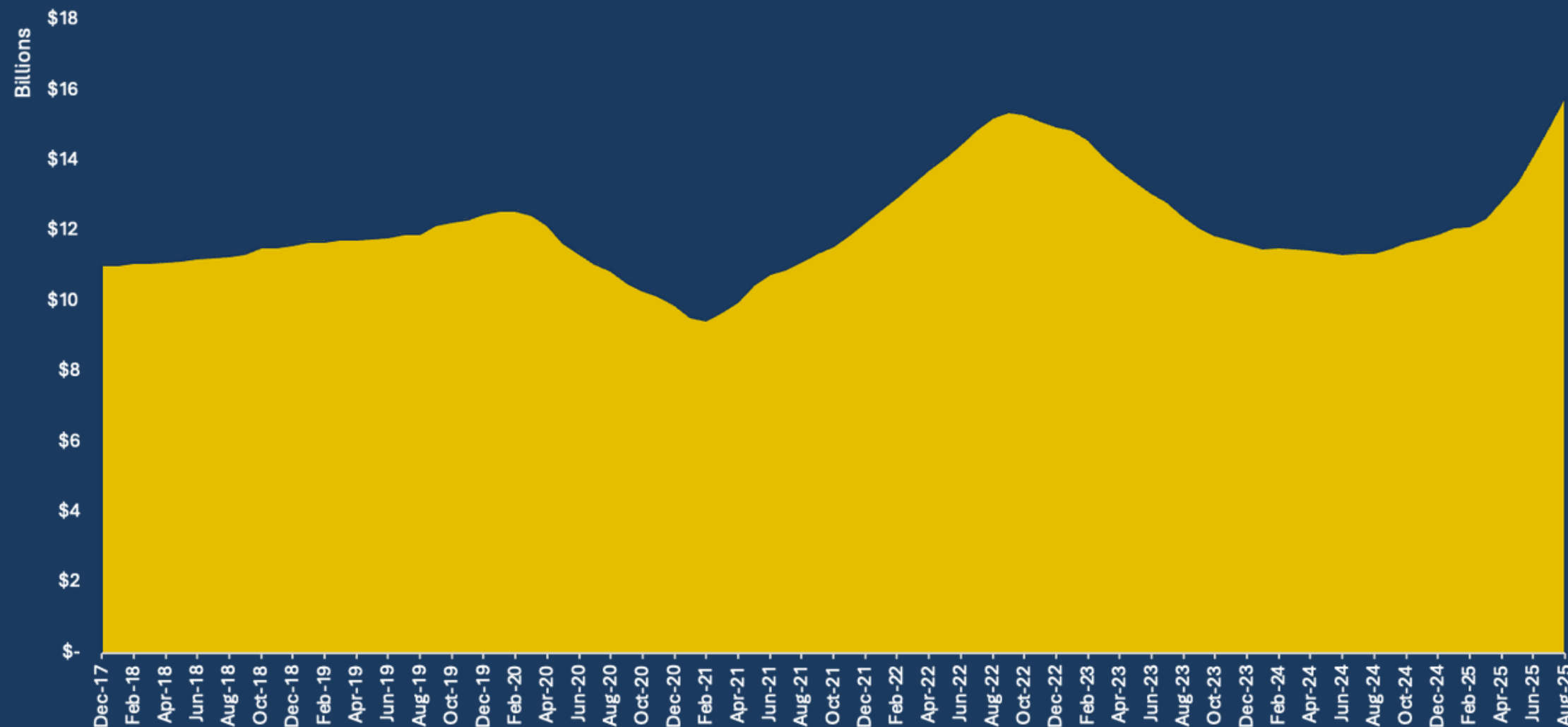
average tariff rate on
apparel

August **2025**

27.3%

average tariff rate on
apparel

Tariffs Paid on Apparel Imports (rolling 12 months)



The average tariff rate on apparel jumped from 15.0% in August 2024 to 27.3% in August 2025.



**WE PAY THE
TARIFFS**



THE RISING COST IN CASINOS

SLOT MACHINES

American companies paid

\$54 million

in tariffs on these imports in the year ending in August 2025, compared to **\$14 million** in the year ending in August 2024. Large tariff increases came despite imports growing just 5%.

August **2024**

2.0%

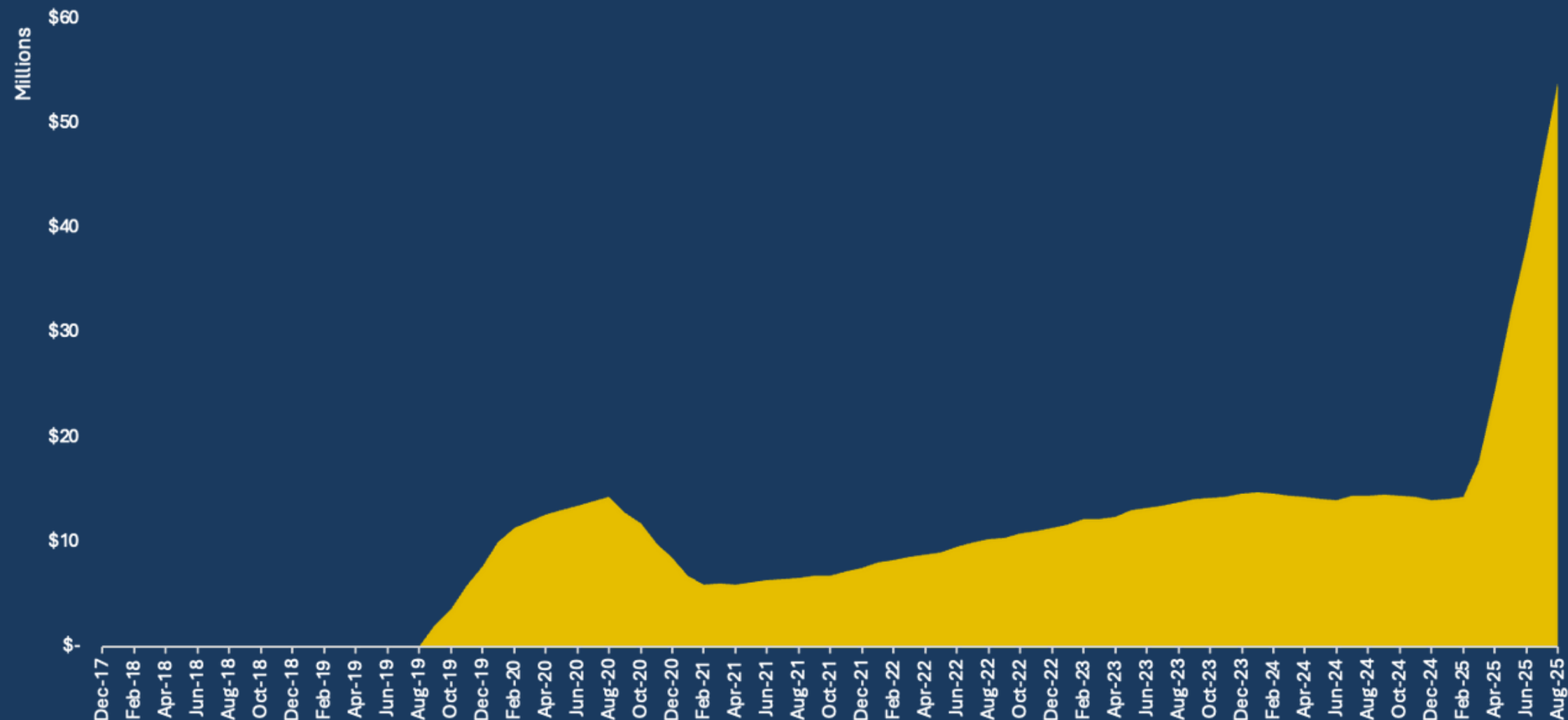
average tariff rate on slot machines

August **2025**

14.0%

average tariff rate on slot machines

Tariffs Paid on Imports of Slot Machines (rolling 12 months)



The average tariff rate on slot machines jumped from 2.0% in August 2024 to 14.0% in August 2025.



**WE PAY THE
TARIFFS**

The logo consists of a white rectangular box with a thin black border. Inside the box, the words "WE PAY THE" are in a small, dark blue, sans-serif font, and the word "TARIFFS" is in a larger, bold, yellow, sans-serif font. Above the box is a small black icon of a person's head and shoulders, with a yellow dot for a head.

**WE PAY THE
TARIFFS**

RESOURCES

Resources

Impact Map

<https://www.wepaythetariffs.com/impact-map>

View open letter signers across America and see the impact of tariffs on your state.

Sign the Open Letter

<https://www.wepaythetariffs.com/sign-the-letter>

Read and sign the open letter to lawmakers.

Our Stories

<https://www.wepaythetariffs.com/ourstories>

See We Pay the Tariffs and our small businesses speaking out in the news.

Contact

dan@wepaythetariffs.com

matt@wepaythetariffs.com

madeline@wepaythetariffs.com

press@wepaythetariffs.com